

DO
TRADE



VOL. 7 JANUARY

2024 TRADE

BROCHURE

RADIATORS & TOWEL RAILS



ALL PRICES SHOWN EXCLUDE VAT



DQ HEATING'S SUSTAINABILITY PLEDGE

We are continually working on improving our sustainability – to see our progress, please scan the QR code to visit our website

OUR HERITAGE

DQ Heating has been established in the heating industry for over 20 years and is one of the leading suppliers of designer radiators, towel rails and heating accessories in the UK. Our distribution hub & factory is based in the heart of the Thetford Forest in Norfolk, which is the largest lowland pine forest in Britain.

As DQ is family owned and run, we pride ourselves on offering a personal service. Whether you're making an enquiry, have a technical query, placing an order or have a return, we don't like to make things harder than they need to be – our dedicated customer care team is always happy to help.

We have a state-of-the-art powder coating facility installed at our factory and with a large range of our product portfolio finished in house, we now have even more control over the quality of the products we supply. This means we also have an even wider selection of our designer radiators and towel rails available in 28 RAL colours for you to choose from. However, if you cannot find the colour you require, just contact us and we can find you an alternative.

We aim to bring the best selection of designer radiators and towel rails from across the globe to meet your exact requirements at competitive prices.

We have over 40,000 stock products in our warehouse that are all available on a next working day delivery service, if ordered before 3 PM, and many more that can be quickly supplied in the exact finish you require.

CONTENTS

RADIATORS

04 ARDENT VERTICAL **MS** NEW SIZES

06 ARDENT HORIZONTAL **MS** NEW SIZES

12 HAWKSHAW **CI**

14 STRATA **MS**

16 CASSIUS **MS**

18 COVE VERTICAL **MS**

20 COVE HORIZONTAL **MS**

22 COVE STAINLESS **SS**

24 PICA **AL**

26 DAWLEY **AL**

28 OSSET **AL**

30 MOTO **AL**

ELECTRIC RADIATORS

32 MODUS VERTICAL ELECTRIC **MS** NEW

34 MODUS HORIZONTAL ELECTRIC **MS**

36 OSSET ELECTRIC **AL**

TOWEL RAILS

38 METRO & ORION **MS**

40 RYKER **MS**

41 STALIA **MS** NEW FINISH

42 ALTONA **MS**

43 COVE TR **MS**

44 ESSENTIAL **MS** NEW

45 KYLO **MS** NEW

46 SIENA & ZANTE **SS**

48 COVE STR **SS**

49 LAMBOURNE **MS** NEW

50 HUNGERFORD / NEWBURY **MS** NEW FINISH

52 EASTBURY / TWYFORD **MS** NEW

54 ACCESSORIES

59 COLOUR / FINISHES DETAILS

MS = Mild Steel

AL = Aluminium

SS = Stainless Steel Grade 304

CI = Cast Iron

All prices shown exclude VAT



FOR MORE INFORMATION
including fitting instructions, visit
our website or scan the QR code



ARDENT — NEW SIZES

VERTICAL 2-3 COLUMN



TECHNICAL INFO

2 Column
Wall to front face = **87mm**
Wall to pipe centres = **53mm**

3 Column
Wall to front face = **125mm**
Wall to pipe centres = **74mm**
Pipe centres = **Radiator width + valves**
Standard connections **1/2"**

Please be aware that the Ardent Lacquered range has been created to enhance the markings of the manufacturing process, including the distinctive weld marks, making each section individual and every radiator unique.

MODEL	HEIGHT (mm)	WIDTH (mm)	WATTS Δt 50°C	BTUs Δt 50°C	WHITE 9016 (ex VAT)	ANTHRACITE TEXTURE 7016 (ex VAT)	BARE METAL LACQUER (ex VAT)	COLOUR / FINISHES (ex VAT)	WEIGHT (kgs)
ARDENT 2 COLUMN VERTICAL (DEPTH 62MM) - CENTRAL HEATING									
ARDENT2.1800/6	1800	300	750	2559	£227	£273	£293	£293	16
ARDENT2.1800/8	1800	392	1000	3412	£297	£356	£384	£384	22
ARDENT2.1800/11	1800	530	1375	4697	£408	£490	£528	£528	28
ARDENT2.1800/14	1800	668	1750	5978	£518	£621	£673	£673	37
ARDENT 3 COLUMN VERTICAL (DEPTH 100MM) - CENTRAL HEATING									
ARDENT3.1800/6	1800	300	1020	3480	£281	£338	£365	£365	24
ARDENT3.1800/8	1800	392	1360	4640	£367	£440	£477	£477	31
ARDENT3.1800/11	1800	530	1870	6380	£504	£607	£657	£657	42
ARDENT3.1800/14	1800	668	2380	8120	£641	£769	£833	£833	56

All prices in **White** next working day

Available Finishes



WHITE 9016
Lead Time: Next working day



ANTHRACITE TEXTURE 7016
Lead Time: Next working day



BARE METAL LACQUER
Lead Time: Next working day



RAL COLOURS/FINISHES (Details page 59)
Lead Time: 7-10 working days



ARDENT 2.1800/8 (ANTHRACITE TEXTURE 7016)



ARDENT 3.1800/8 (BARE METAL LACQUER)



ARDENT 3.1800/8 (WHITE 9016)



FOR MORE INFORMATION
including fitting instructions, visit
our website or scan the QR code



ARDENT

HORIZONTAL 2 COLUMN



TECHNICAL INFORMATION

Wall to front face = **87mm**
Wall to pipe centres = **53mm**
Pipe centres = **Radiator width + valves**
Standard connections **1/2"**

Please be aware that the Ardent Lacquered range has been created to enhance the markings of the manufacturing process, including the distinctive weld marks, making each section individual and every radiator unique.

MODEL	HEIGHT (mm)	WIDTH (mm)	WATTS Δt 50°C	BTUs Δt 50°C	WHITE 9016 (ex VAT)	ANTHRACITE TEXTURE 7016 (ex VAT)	BARE METAL LACQUER (ex VAT)	COLOUR / FINISHES (ex VAT)	WEIGHT (kgs)
ARDENT 2 COLUMN HORIZONTAL (DEPTH 62MM) - CENTRAL HEATING									
ARDENT2.500/13	500	622	481	1641	£251	£301	£325	£325	11
ARDENT2.500/17	500	806	629	2146	£322	£387	£417	£417	14
ARDENT2.500/21	500	990	777	2651	£402	£479	£520	£520	17
ARDENT2.500/26	500	1220	962	3282	£492	£587	£636	£636	20
ARDENT2.500/30	500	1404	1110	3787	£561	£675	£730	£730	24
ARDENT2.600/13	600	622	572	1952	£259	£309	£335	£335	13
ARDENT2.600/17	600	806	748	2552	£331	£396	£429	£429	17
ARDENT2.600/21	600	990	924	3153	£412	£494	£534	£534	20
ARDENT2.600/26	600	1220	1144	3903	£503	£605	£655	£655	24
ARDENT2.600/30	600	1404	1320	4504	£573	£687	£745	£745	28

All prices in **White** next working day

Available Finishes



WHITE 9016
Lead Time: Next working day



ANTHRACITE TEXTURE 7016
Lead Time: Next working day



BARE METAL LACQUER
Lead Time: Next working day



RAL COLOURS/FINISHES (Details page 59)
Lead Time: 7-10 working days



ARDENT 2.600/17 (BARE METAL LACQUER)



ARDENT 2.600/17 (WHITE 9016)



MILD STEEL



ALL STOCKED ITEMS
NEXT WORKING DAY



5 YEAR
GUARANTEE



OPTIONS
CENTRAL HEATING

FOR MORE INFORMATION
including fitting instructions, visit
our website or scan the QR code



ARDENT — NEW SIZES

HORIZONTAL 3 COLUMN



TECHNICAL INFORMATION

Wall to front face = **125mm**

Wall to pipe centres = **74mm**

Pipe centres = **Radiator width + valves**

Standard connections **1/2"**

Please be aware that the Ardent Lacquered range has been created to enhance the markings of the manufacturing process, including the distinctive weld marks, making each section individual and every radiator unique.

MODEL	HEIGHT (mm)	WIDTH (mm)	WATTS Δt 50°C	BTUs Δt 50°C	WHITE 9016 (ex VAT)	ANTHRACITE TEXTURE 7016 (ex VAT)	BARE METAL LACQUER (ex VAT)	COLOUR / FINISHES (ex VAT)	WEIGHT (kgs)
ARDENT 3 COLUMN HORIZONTAL (DEPTH 100MM) - CENTRAL HEATING									
ARDENT3.300/21	300	990	651	2226	£441	-	-	£567	17
ARDENT3.300/26	300	1220	806	2756	£546	-	-	£702	20
ARDENT3.300/30	300	1404	930	3180	£630	-	-	£810	22
ARDENT3.400/21	400	990	861	2940	£441	-	-	£567	22
ARDENT3.400/26	400	1220	1066	3640	£546	-	-	£702	23
ARDENT3.400/30	400	1404	1230	4200	£630	-	-	£810	25
ARDENT3.500/13	500	622	663	2262	£284	£339	£366	£366	15
ARDENT3.500/17	500	806	867	2958	£364	£436	£472	£472	20
ARDENT3.500/21	500	990	1071	3654	£452	£542	£586	£586	25
ARDENT3.500/26	500	1220	1326	4524	£554	£664	£719	£719	29
ARDENT3.500/30	500	1404	1530	5220	£635	£761	£825	£825	33
ARDENT3.500/35	500	1634	1785	6090	£737	£885	£956	£956	40
ARDENT3.500/40	500	1864	2040	6960	£838	£1,005	£1,088	£1,088	42
ARDENT3.600/13	600	622	780	2661	£297	£356	£386	£386	18
ARDENT3.600/17	600	806	1020	3480	£383	£456	£496	£496	23
ARDENT3.600/21	600	990	1260	4299	£475	£569	£615	£615	28
ARDENT3.600/26	600	1220	1560	5323	£582	£696	£755	£755	35
ARDENT3.600/30	600	1404	1800	6142	£667	£800	£866	£866	41
ARDENT3.600/35	600	1634	2100	7165	£772	£927	£1,004	£1,004	46
ARDENT3.600/40	600	1864	2400	8189	£878	£1,055	£1,143	£1,143	52
ARDENT3.750/13	750	622	975	3327	£323	£388	£419	£419	22
ARDENT3.750/17	750	806	1275	4350	£416	£500	£542	£542	28
ARDENT3.750/21	750	990	1575	5374	£519	£622	£672	£672	35

All prices in **White** next working day

Available Finishes



WHITE 9016
Lead Time: Next working day



ANTHRACITE TEXTURE 7016
Lead Time: Next working day



BARE METAL LACQUER
Lead Time: Next working day



RAL COLOURS/FINISHES (Details page 59)
Lead Time: 7-10 working days



ARDENT 3.600/17 (BARE METAL LACQUER)



ARDENT 3.600/17 (ANTHRACITE TEXTURE 7016)



FOR MORE INFORMATION
including fitting instructions, visit
our website or scan the QR code



ARDENT — NEW SIZES

HORIZONTAL 4 COLUMN



TECHNICAL INFORMATION

Wall to front face = **161mm**

Wall to pipe centres = **91mm**

Pipe centres = **Radiator width + valves**

Standard connections **1/2"**

Please be aware that the Ardent Lacquered range has been created to enhance the markings of the manufacturing process, including the distinctive weld marks, making each section individual and every radiator unique.

MODEL	HEIGHT (mm)	WIDTH (mm)	WATTS Δt 50°C	BTUs Δt 50°C	WHITE 9016 (ex VAT)	ANTHRACITE TEXTURE 7016 (ex VAT)	BARE METAL LACQUER (ex VAT)	COLOUR / FINISHES (ex VAT)	WEIGHT (kgs)
ARDENT 4 COLUMN HORIZONTAL (DEPTH 136MM) - CENTRAL HEATING									
ARDENT4.300/21	300	990	840	2856	£504	-	-	£655	18
ARDENT4.300/26	300	1220	1040	3536	£624	-	-	£811	23
ARDENT4.300/30	300	1404	1200	4080	£720	-	-	£936	26
ARDENT4.400/21	400	990	1092	3717	£504	-	-	£655	25
ARDENT4.400/26	400	1220	1352	4602	£624	-	-	£811	31
ARDENT4.400/30	400	1404	1560	5310	£720	-	-	£936	35
ARDENT4.500/13	500	622	845	2883	£330	£394	£429	£429	20
ARDENT4.500/17	500	806	1105	3770	£427	£510	£554	£554	26
ARDENT4.500/21	500	990	1365	4657	£529	£635	£687	£687	32
ARDENT4.500/26	500	1220	1690	5766	£649	£777	£845	£845	39
ARDENT4.500/30	500	1404	1950	6653	£745	£893	£968	£968	44
ARDENT4.500/35	500	1634	2275	7762	£866	£1,037	£1,124	£1,124	53
ARDENT4.500/40	500	1864	2600	8871	£985	£1,182	£1,279	£1,279	58
ARDENT4.600/13	600	622	1001	3415	£352	£422	£455	£455	24
ARDENT4.600/17	600	806	1309	4466	£453	£543	£587	£587	31
ARDENT4.600/21	600	990	1617	5517	£562	£675	£731	£731	39
ARDENT4.600/26	600	1220	2002	6831	£689	£827	£896	£896	47
ARDENT4.600/30	600	1404	2310	7882	£793	£951	£1,029	£1,029	53
ARDENT4.750/13	750	622	1235	4214	£388	£464	£502	£502	29
ARDENT4.750/17	750	806	1615	5510	£501	£600	£649	£649	38
ARDENT4.750/21	750	990	1995	6807	£622	£745	£807	£807	46

All prices in **White** next working day

Available Finishes



WHITE 9016
Lead Time: Next working day



ANTHRACITE TEXTURE 7016
Lead Time: Next working day



BARE METAL LACQUER
Lead Time: Next working day



RAL COLOURS/FINISHES (Details page 59)
Lead Time: 7-10 working days



ARDENT 4.600/17 (BARE METAL LACQUER)



ARDENT 4.600/17 (WHITE 9016)



MILD STEEL



ALL STOCKED ITEMS
NEXT WORKING DAY




5 YEAR
GUARANTEE



OPTIONS
CENTRAL HEATING

FOR MORE INFORMATION
including fitting instructions, visit
our website or scan the QR code



HAWKSHAW

4 COLUMN CAST IRON



* See pages 54-58 for Accessories

TECHNICAL INFORMATION

Depth = 140mm
Pipe centres = Radiator width + valves
Standard connections 1/2"

MODEL	HEIGHT (mm)	WIDTH (mm)	WATTS Δt 50°C	BTUs Δt 50°C	BLACK PRIMER (ex VAT)	WHITE 9010 (ex VAT)	ANTHRACITE 7016 (ex VAT)	RAL COLOUR (ex VAT)	WEIGHT (kgs)
HAWKSHAW 4 COLUMN CAST IRON - CENTRAL HEATING									
HAWK 460/10	460	665	620	2115	£346	£459	£459	£552	32
HAWK 460/14	460	905	868	2962	£482	£644	£644	£772	45
HAWK 460/18	460	1145	1116	3808	£622	£828	£828	£992	58
HAWK 660/10	660	665	820	2798	£423	£537	£537	£644	46
HAWK 660/14	660	905	1148	3917	£591	£750	£750	£901	65
HAWK 660/18	660	1145	1476	5036	£759	£964	£964	£1,158	83
HAWK 760/10	760	665	1060	3617	£459	£576	£576	£689	55
HAWK 760/14	760	905	1484	5063	£644	£805	£805	£964	77
HAWK 760/18	760	1145	1908	6510	£828	£1,034	£1,034	£1,241	99

All prices in **White** are stocked and available next working day

Available Finishes



BLACK PRIMER
Lead Time: 5-7 working days
(stocked sizes next working day)



WHITE 9010
Lead Time: 5-7 working days
(stocked sizes next working day)



ANTHRACITE 7016
Lead Time: 5-7 working days
(stocked sizes next working day)



RAL COLOURS (Details page 59)
Lead Time: 7-10 working days



HAWK 660/14 (WHITE 9010)



HAWK 660/14 (ANTHRACITE 7016)



ALL STOCKED ITEMS
NEXT WORKING DAY



10 YEAR
GUARANTEE



OPTIONS
CENTRAL HEATING

STRATA

VERTICAL

MODEL	HEIGHT (mm)	WIDTH (mm)	WATTS Δt 50°C	BTUs Δt 50°C	WHITE 9016 (ex VAT)	ANTHRACITE TEXTURE (ex VAT)	COLOUR / FINISHES (ex VAT)	WEIGHT (kgs)
STRATA VERTICAL SINGLE - CENTRAL HEATING								
STRATA 180/3	1800	224	402	1371	£197	£197	£275	12
STRATA 180/5	1800	376	670	2286	£267	£267	£373	20
STRATA 180/7	1800	528	938	3200	£339	£339	£472	27
STRATA 180/9	1800	680	1206	4114	£408	£408	£571	33
STRATA VERTICAL DOUBLE - CENTRAL HEATING								
STRATA 180/3D	1800	224	627	2139	£306	£306	£428	23
STRATA 180/5D	1800	376	1045	3565	£449	£449	£627	36
STRATA 180/7D	1800	528	1463	4991	£590	£590	£824	48
STRATA 180/9D	1800	680	1881	6417	£728	£728	£1,019	66

All prices in **White** next working day

HORIZONTAL

MODEL	HEIGHT (mm)	WIDTH (mm)	WATTS Δt 50°C	BTUs Δt 50°C	WHITE 9016 (ex VAT)	ANTHRACITE TEXTURE (ex VAT)	COLOUR / FINISHES (ex VAT)	WEIGHT (kgs)
STRATA HORIZONTAL SINGLE - CENTRAL HEATING								
STRATA 90/6	452	900	420	1433	£222	£222	£311	14
STRATA120/6	452	1200	552	1883	£254	£254	£356	17
STRATA 90/8	604	900	560	1910	£269	£269	£377	18
STRATA 120/8	604	1200	736	2511	£307	£307	£430	21
STRATA HORIZONTAL DOUBLE - CENTRAL HEATING								
STRATA 90/6D	452	900	654	2231	£394	£394	£552	23
STRATA 120/6D	452	1200	858	2927	£438	£438	£614	30
STRATA 90/8D	604	900	872	2975	£481	£481	£674	32
STRATA 120/8D	604	1200	1144	3903	£550	£550	£770	38

All prices in **White** next working day

Available Finishes



WHITE 9016
Lead Time: Next working day



ANTHRACITE TEXTURE
Lead Time: Next working day



RAL COLOURS/FINISHES (Details page 59)
Lead Time: 7-10 working days



MILD STEEL



ALL STOCKED ITEMS
NEXT WORKING DAY



5 YEAR
GUARANTEE



OPTIONS
CENTRAL HEATING

STRATA 180/7 (WHITE 9016)

TECHNICAL INFORMATION

Wall to front face = **71mm**
Wall to pipe centres = **41mm**
Pipe centres = **Radiator width + valves**
Standard connections **1/2"**



* See pages 54-58 for Accessories



FOR MORE INFORMATION



STRATA 90/6D (ANTHRACITE TEXTURE)

TECHNICAL INFO

Single
Wall to front face = **63mm**
Wall to pipe centres = **33mm**
Pipe centres = **Rad width - 50mm**
Standard connections **1/2"**
Double
Wall to front face = **112mm**
Wall to pipe centres = **82mm**
Pipe centres = **Rad width - 50mm**
Standard connections **1/2"**



FOR MORE INFORMATION



CASSIUS

VERTICAL

MODEL	HEIGHT (mm)	WIDTH (mm)	WATTS Δt 50°C	BTUs Δt 50°C	WHITE 9016 (ex VAT)	ANTHRACITE TEXTURE 7016 (ex VAT)	COLOUR / FINISHES (ex VAT)	WEIGHT (kgs)
-------	-------------	------------	---------------	--------------	---------------------	----------------------------------	----------------------------	--------------

CASSIUS VERTICAL - CENTRAL HEATING

CASSIUS 180/3	1800	230	922	3147	£195	£195	£273	20
CASSIUS 180/5	1800	370	1538	5245	£329	£329	£459	35
CASSIUS 180/7	1800	510	2153	7344	£450	£450	£629	47

All prices in **White** next working day

HORIZONTAL

MODEL	HEIGHT (mm)	WIDTH (mm)	WATTS Δt 50°C	BTUs Δt 50°C	WHITE 9016 (ex VAT)	ANTHRACITE TEXTURE 7016 (ex VAT)	COLOUR / FINISHES (ex VAT)	WEIGHT (kgs)
-------	-------------	------------	---------------	--------------	---------------------	----------------------------------	----------------------------	--------------

CASSIUS HORIZONTAL - CENTRAL HEATING

CASSIUS 550/7	550	507	505	1722	£213	£213	£298	17
CASSIUS 550/11	550	785	793	2706	£329	£329	£459	27
CASSIUS 550/14	550	993	1009	3444	£424	£424	£593	35
CASSIUS 550/17	550	1202	1210	4128	£508	£508	£711	42

All prices in **White** next working day

Available Finishes



WHITE 9016
Lead Time: Next working day



ANTHRACITE TEXTURE
Lead Time: Next working day



RAL COLOURS/FINISHES (Details page 59)
Lead Time: 7-10 working days



MILD STEEL



ALL STOCKED ITEMS
NEXT WORKING DAY



5 YEAR
GUARANTEE



OPTIONS
CENTRAL HEATING

CASSIUS 180/5 (WHITE 9016)

TECHNICAL INFORMATION

Wall to front face = **115mm**
Wall to pipe centres = **70mm**
Pipe centres = **Radiator width + valves**
Standard connections **1/2"**



* See pages 54-58 for Accessories



FOR MORE INFORMATION

CASSIUS 550/11 (ANTHRACITE TEXTURE 7016)

TECHNICAL INFORMATION

Wall to front face = **115mm**
Wall to pipe centres = **70mm**
Pipe centres = **Radiator width + valves**
Standard connections **1/2"**



FOR MORE INFORMATION

FOR MORE INFORMATION
including fitting instructions, visit
our website or scan the QR code



COVE VERTICAL



* See pages 54-58 for Accessories

TECHNICAL INFORMATION

Wall to front face = **105mm**

Wall to pipe centres = **65mm**

Pipe centres = **Radiator
width + valves**

Standard connections **1/2"**

MODEL	HEIGHT (mm)	WIDTH (mm)	WATTS Δt 50°C	BTUs Δt 50°C	WHITE 9016 (ex VAT)	ANTHRACITE TEXTURE 7016 (ex VAT)	COLOUR / FINISHES (ex VAT)	WEIGHT (kgs)
COVE VERTICAL SINGLE - CENTRAL HEATING								
COVE 150/5	1500	295	530	1808	£146	£146	£205	14
COVE 150/7	1500	413	750	2559	£195	£195	£273	19
COVE 180/5	1800	295	640	2184	£165	£165	£230	18
COVE 180/7	1800	413	895	3054	£219	£219	£307	22
COVE 180/9	1800	531	1155	3941	£281	£281	£392	28

COVE VERTICAL DOUBLE - CENTRAL HEATING								
COVE 150/5D	1500	295	800	2730	£268	£268	£375	25
COVE 150/7D	1500	413	1130	3856	£365	£365	£511	35
COVE 180/5D	1800	295	970	3310	£292	£292	£409	28
COVE 180/7D	1800	413	1350	4606	£408	£408	£571	40
COVE 180/9D	1800	531	1740	5937	£548	£548	£766	50

All prices in **White** next working day

Available Finishes



WHITE 9016
Lead Time: Next working day



ANTHRACITE TEXTURE 7016
Lead Time: Next working day



RAL COLOURS/FINISHES (Details page 59)
Lead Time: 7-10 working days



COVE 180/7 (WHITE 9016)



COVE 180/7D (ANTHRACITE TEXTURE 7016)



**MILD
STEEL**



ALL STOCKED ITEMS
NEXT WORKING DAY



5 YEAR
GUARANTEE



OPTIONS
CENTRAL HEATING

FOR MORE INFORMATION
including fitting instructions, visit
our website or scan the QR code



COVE HORIZONTAL



* See pages 54-58 for Accessories

TECHNICAL INFORMATION

Wall to front face = **105mm**

Wall to pipe centres = **65mm**

Pipe centres = **Radiator
width + valves**

Standard connections **1/2"**

MODEL	HEIGHT (mm)	WIDTH (mm)	WATTS Δt 50°C	BTUs Δt 50°C	WHITE 9016 (ex VAT)	ANTHRACITE TEXTURE 7016 (ex VAT)	COLOUR / FINISHES (ex VAT)	WEIGHT (kgs)
COVE HORIZONTAL SINGLE - CENTRAL HEATING								
COVE 550/7	550	413	275	938	£135	£135	£188	10
COVE 550/10	550	590	390	1331	£171	£171	£239	12
COVE 550/14	550	826	550	1877	£226	£226	£315	16
COVE 550/17	550	1003	665	2269	£281	£281	£392	20
COVE 550/20	550	1180	780	2661	£317	£317	£444	22
COVE 550/24	550	1412	1024	3495	£370	£370	£481	26

COVE HORIZONTAL DOUBLE - CENTRAL HEATING								
COVE 550/7D	550	413	440	1501	£189	£189	£264	17
COVE 550/10D	550	590	625	2133	£257	£257	£357	19
COVE 550/14D	550	826	880	3003	£341	£341	£477	27
COVE 550/17D	550	1003	1065	3634	£408	£408	£571	33
COVE 550/20D	550	1180	1250	4265	£469	£469	£655	39
COVE 550/24D	550	1412	1500	5118	£558	£558	£725	45

All prices in **White** next working day

Available Finishes



WHITE 9016
Lead Time: Next working day



ANTHRACITE TEXTURE 7016
Lead Time: Next working day



RAL COLOURS/FINISHES (Details page 59)
Lead Time: 7-10 working days



COVE 550/14D (ANTHRACITE TEXTURE 7016)



COVE 550/14 (WHITE 9016)



COVE STAINLESS

VERTICAL

MODEL	HEIGHT (mm)	WIDTH (mm)	WATTS Δt 50°C	BTUs Δt 50°C	BRUSHED STAINLESS (ex VAT)	POLISHED STAINLESS (ex VAT)	WEIGHT (kgs)
-------	-------------	------------	---------------	--------------	----------------------------	-----------------------------	--------------

COVE STAINLESS VERTICAL SINGLE - CENTRAL HEATING

COVE S180/5	1800	295	640	2184	£485	£485	15
COVE S180/7	1800	413	895	3054	£647	£647	20

COVE STAINLESS VERTICAL DOUBLE - CENTRAL HEATING

COVE S180/5D	1800	295	970	3310	£807	£807	28
COVE S180/7D	1800	413	1365	4657	£1,087	£1,087	36

Brushed versions are polished on the top of the oval bars All prices in **White** next working day

HORIZONTAL

MODEL	HEIGHT (mm)	WIDTH (mm)	WATTS Δt 50°C	BTUs Δt 50°C	BRUSHED STAINLESS (ex VAT)	POLISHED STAINLESS (ex VAT)	WEIGHT (kgs)
-------	-------------	------------	---------------	--------------	----------------------------	-----------------------------	--------------

COVE STAINLESS HORIZONTAL SINGLE - CENTRAL HEATING

COVE S600/7	600	413	300	1024	£276	£276	10
COVE S600/10	600	590	425	1450	£321	£321	12
COVE S600/14	600	826	595	2030	£425	£425	14
COVE S600/17	600	1003	725	2474	£501	£501	16
COVE S600/20	600	1180	850	2900	£578	£578	18

COVE STAINLESS HORIZONTAL DOUBLE - CENTRAL HEATING

COVE S600/7D	600	413	475	1621	£428	£428	17
COVE S600/10D	600	590	680	2320	£565	£565	19
COVE S600/14D	600	826	960	3276	£752	£752	21
COVE S600/17D	600	1003	1160	3958	£868	£868	24
COVE S600/20D	600	1180	1365	4657	£1,014	£1,014	27

Brushed versions are polished on the top of the oval bars All prices in **White** next working day

Available Finishes



BRUSHED STAINLESS
Lead Time: Next working day



POLISHED STAINLESS
Lead Time: Next working day




COVE S180/7 (POLISHED)

TECHNICAL INFORMATION

Wall to front face = **105mm**
Wall to pipe centres = **65mm**
Pipe centres = **Radiator width + valves**
Standard connections 1/2"



* See pages 54-58 for Accessories



FOR MORE INFORMATION

COVE S600/14D (BRUSHED)

TECHNICAL INFORMATION

Wall to front face = **105mm**
Wall to pipe centres = **65mm**
Pipe centres = **Radiator width + valves**
Standard connections 1/2"



FOR MORE INFORMATION

PICA

VERTICAL

MODEL	HEIGHT (mm)	WIDTH (mm)	WATTS Δt 50°C	BTUs Δt 50°C	WHITE TEXTURE 9016 (ex VAT)	ANTHRACITE TEXTURE 7016 (ex VAT)	WEIGHT (kgs)
PICA VERTICAL - CENTRAL HEATING							
PICA 1800/4	1800	335	1369	4671	£372	£372	8
PICA 1800/6	1800	505	2055	7010	£514	£514	12

All prices in **White** next working day

HORIZONTAL

MODEL	HEIGHT (mm)	WIDTH (mm)	WATTS Δt 50°C	BTUs Δt 50°C	WHITE TEXTURE 9016 (ex VAT)	ANTHRACITE TEXTURE 7016 (ex VAT)	WEIGHT (kgs)
PICA VERTICAL - CENTRAL HEATING							
PICA 600/5	600	420	615	2100	£206	£206	4
PICA 600/7	600	590	858	2926	£276	£276	6
PICA 600/9	600	760	1097	3744	£348	£348	7
PICA 600/12	600	1015	1460	4980	£436	£436	9
PICA 600/14	600	1185	1703	5810	£498	£498	11
PICA 600/16	600	1355	1946	6640	£560	£560	13

All prices in **White** next working day

Available Finishes



WHITE TEXTURE 9016
Lead Time: Next working day



ANTHRACITE TEXTURE 7016
Lead Time: Next working day



ALUMINIUM



ALL STOCKED ITEMS
NEXT WORKING DAY



5 YEAR
GUARANTEE



OPTIONS
CENTRAL HEATING

PICA 1800/6 (ANTHRACITE TEXTURE 7016)



TECHNICAL INFORMATION

Wall to front face = **105mm**
Wall to pipe centres = **69mm**
Pipe centres = **Radiator width + valves**
Standard connections **1/2"**



* See pages 54-58 for Accessories



FOR MORE INFORMATION

PICA 600/14 (WHITE TEXTURE 9016)




TECHNICAL INFORMATION

Wall to front face = **105mm**
Wall to pipe centres = **69mm**
Pipe centres = **Radiator width + valves**
Standard connections **1/2"**



FOR MORE INFORMATION

FOR MORE INFORMATION
including fitting instructions, visit
our website or scan the QR code



DAWLEY VERTICAL



* See pages 54-58 for Accessories

TECHNICAL INFORMATION

Wall to front face = 120mm

Wall to pipe centres = 70mm

Pipe centres = Radiator
width + valves

Standard connections 1/2"

MODEL	HEIGHT (mm)	WIDTH (mm)	WATTS Δt 50°C	BTUs Δt 50°C	WHITE 9016 (ex VAT)	ANTHRACITE TEXTURE 7016 (ex VAT)	WEIGHT (kgs)
DAWLEY VERTICAL - CENTRAL HEATING							
DAWLEY 1470/3	1470	260	711	2427	£316	£411	8
DAWLEY 1470/4	1470	340	948	3236	£410	£533	11
DAWLEY 1470/5	1470	420	1185	4042	£506	£658	13
DAWLEY 1470/6	1470	500	1422	4854	£600	£780	16
DAWLEY 1870/3	1870	260	853	2910	£384	£499	10
DAWLEY 1870/4	1870	340	1138	3884	£500	£650	13
DAWLEY 1870/5	1870	420	1423	4855	£616	£801	16
DAWLEY 1870/6	1870	500	1707	5824	£734	£955	20

All prices in **White** next working day

Available Finishes



WHITE 9016
Lead Time: Next working day



ANTHRACITE TEXTURE 7016
Lead Time: 7-10 working days



DAWLEY 1870/5 (ANTHRACITE TEXTURE 7016)



DAWLEY 1870/5 (WHITE 9016)



FOR MORE INFORMATION
including fitting instructions, visit
our website or scan the QR code



OSSET HORIZONTAL



* See pages 54-58 for Accessories

TECHNICAL INFORMATION

Wall to front face = **120mm**

Wall to pipe centres = **70mm**

Pipe centres = **Radiator
width + valves**

Standard connections **1/2"**

MODEL	HEIGHT (mm)	WIDTH (mm)	WATTS Δt 50°C	BTUs Δt 50°C	WHITE 9016 (ex VAT)	ANTHRACITE TEXTURE 7016 (ex VAT)	WEIGHT (kgs)
OSSET HORIZONTAL - CENTRAL HEATING							
OSSET 431/5	431	420	432	1474	£166	£216	5
OSSET 431/7	431	580	605	2063	£220	£286	7
OSSET 431/10	431	820	864	2948	£300	£390	10
OSSET 431/12	431	980	1037	3537	£352	£458	12
OSSET 431/14	431	1140	1210	4127	£406	£528	14
OSSET 581/5	581	420	577	1968	£166	£216	7
OSSET 581/7	581	580	808	2756	£220	£286	9
OSSET 581/10	581	820	1154	3937	£300	£390	13
OSSET 581/12	581	980	1385	4725	£352	£458	16
OSSET 581/14	581	1140	1616	5514	£406	£528	18
OSSET 681/5	681	420	641	2187	£174	£227	8
OSSET 681/7	681	580	897	3062	£230	£299	11
OSSET 681/10	681	820	1282	4374	£314	£409	15
OSSET 681/12	681	980	1538	5247	£370	£481	18
OSSET 681/14	681	1140	1794	6121	£426	£554	21

END PANELS (SOLD AS A PAIR)

MODEL	WHITE 9016 (ex VAT)	ANTHRACITE TEXTURE 7016 (ex VAT)
OSSET 431/EP	£90	£90
OSSET 581/EP	£90	£90
OSSET 681/EP	£90	£90

All prices in **White** next working day

Available Finishes



WHITE 9016
Lead Time: Next working day



ANTHRACITE TEXTURE 7016
Lead Time: 7-10 working days



OSSET 581/12 (ANTHRACITE TEXTURE 7016)



END PANELS ARE NOT
INCLUDED AS STANDARD



OSSET 581/12 (WHITE 9016 WITH ADDITIONAL END PANELS)



MOTO

VERTICAL

MODEL	HEIGHT (mm)	WIDTH (mm)	WATTS Δt 50°C	BTUs Δt 50°C	WHITE 9016 (ex VAT)	ANTHRACITE 7016 (ex VAT)	WEIGHT (kgs)
MOTO VERTICAL - CENTRAL HEATING							
MOTO 1800/4	1800	475	1338	4565	£323	£323	15
MOTO 1800/5	1800	595	1672	5705	£404	£404	19

All prices in **White** next working day

HORIZONTAL

MODEL	HEIGHT (mm)	WIDTH (mm)	WATTS Δt 50°C	BTUs Δt 50°C	WHITE 9016 (ex VAT)	ANTHRACITE 7016 (ex VAT)	WEIGHT (kgs)
MOTO HORIZONTAL - CENTRAL HEATING							
MOTO 600/4	600	475	568	1938	£176	£176	6
MOTO 600/5	600	595	655	2234	£218	£218	8
MOTO 600/7	600	835	993	3388	£302	£302	10
MOTO 600/8	600	955	1135	3872	£344	£344	12
MOTO 600/10	600	1195	1419	4841	£433	£433	15
MOTO 600/11	600	1315	1560	5323	£475	£475	16

All prices in **White** next working day

Available Finishes



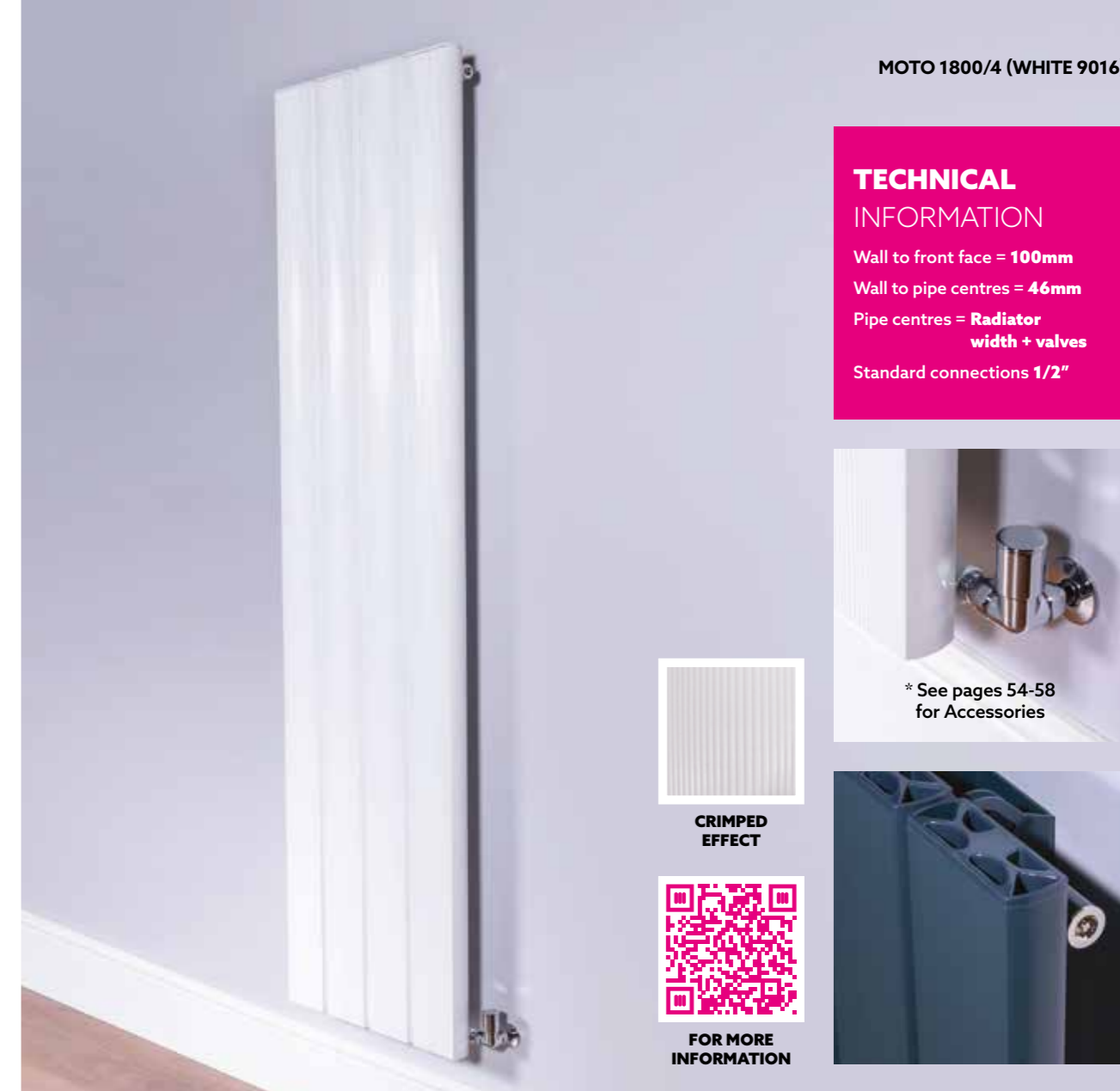
WHITE 9016
Lead Time: Next working day



ANTHRACITE 7016
Lead Time: Next working day



MOTO 1800/4 (WHITE 9016)



TECHNICAL INFORMATION

Wall to front face = **100mm**
Wall to pipe centres = **46mm**
Pipe centres = **Radiator width + valves**
Standard connections **1/2"**



CRIMPED EFFECT



FOR MORE INFORMATION




MOTO 600/7 (ANTHRACITE 7016)



TECHNICAL INFORMATION

Wall to front face = **100mm**
Wall to pipe centres = **46mm**
Pipe centres = **Radiator width + valves**
Standard connections **1/2"**



CRIMPED EFFECT



FOR MORE INFORMATION



FOR MORE INFORMATION
including fitting instructions, visit
our website or scan the QR code



MODUS NEW

VERTICAL ELECTRIC



Please be aware that the Modus Lacquered range has been created to enhance the markings of the manufacturing process, including the distinctive weld marks, making each section individual and every radiator unique.

MODEL	HEIGHT (mm)	WIDTH (mm)	DEPTH (mm)	NO. OF SECTIONS	ELECTRIC ELEMENT WATTAGE	WHITE 9016 (ex VAT)	ANTHRACITE TEXTURE 7016 (ex VAT)	BARE METAL (ex VAT)	COLOUR / FINISHES (ex VAT)	WEIGHT (kgs)
MODUS VERTICAL ELECTRIC - 2 COLUMN										
MODUS-E 2.1800/7	1920	346	62	7	1200	£850	£1,020	£1,105	£1,105	32
MODUS-E 2.1800/11	1920	530	62	11	1500	£980	£1,176	£1,274	£1,274	50

All prices in **White** next working day

H+ element (IPX4) finish options: white, chrome, matt black & anthracite

When ordering colour / finishes product please state which element finish you require



Controller included

Available Finishes



WHITE 9016
Lead Time: Next working day



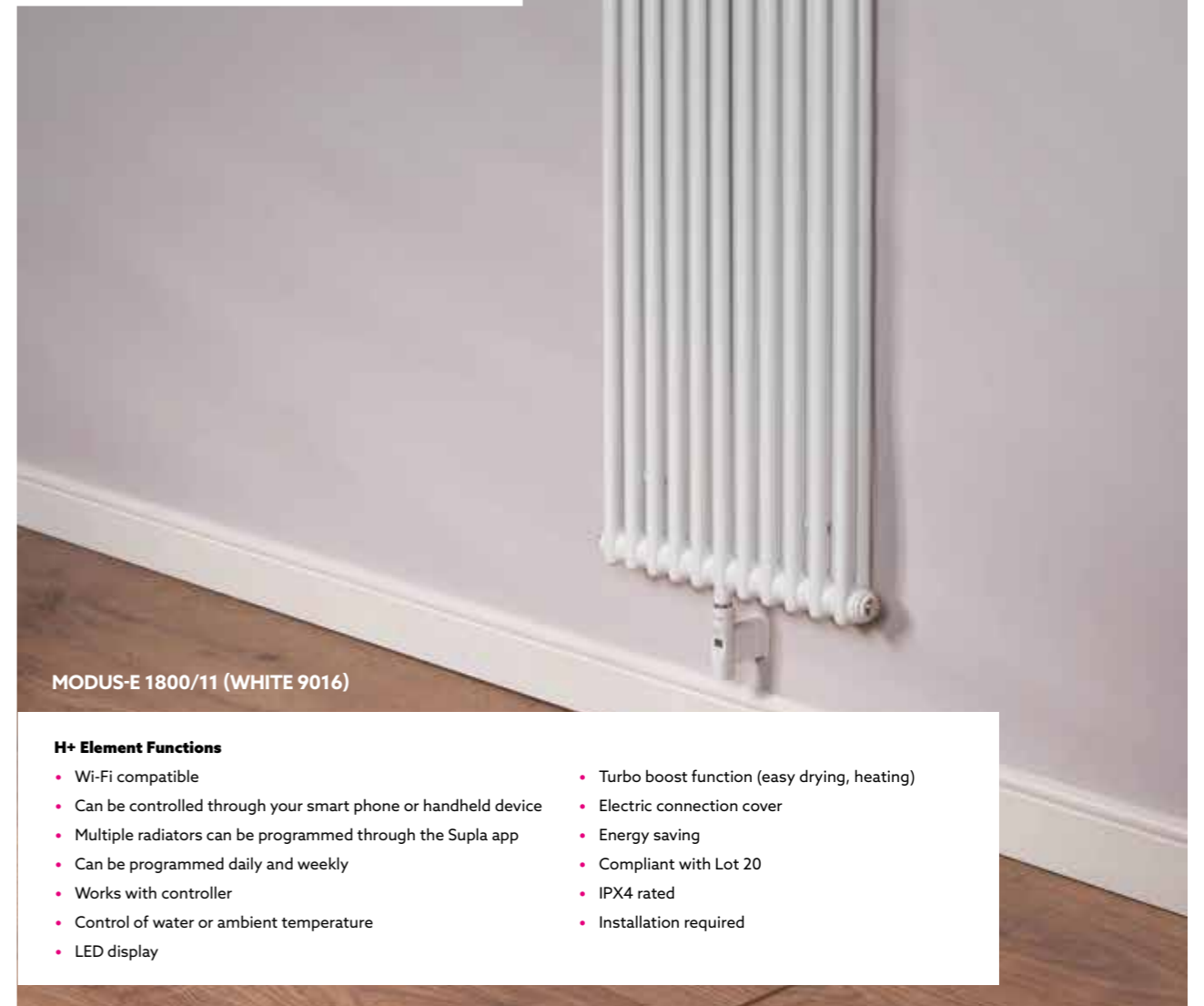
ANTHRACITE TEXTURE 7016
Lead Time: Next working day



BARE METAL LACQUER
Lead Time: Next working day



RAL COLOURS/FINISHES (Details page 59)
Lead Time: 7-10 working days



SUPLA



H+ Element Functions

- Wi-Fi compatible
- Can be controlled through your smart phone or handheld device
- Multiple radiators can be programmed through the Supla app
- Can be programmed daily and weekly
- Works with controller
- Control of water or ambient temperature
- LED display
- Turbo boost function (easy drying, heating)
- Electric connection cover
- Energy saving
- Compliant with Lot 20
- IPX4 rated
- Installation required



FOR MORE INFORMATION
including fitting instructions, visit
our website or scan the QR code



MODUS

HORIZONTAL ELECTRIC



Please be aware that the Modus Lacquered range has been created to enhance the markings of the manufacturing process, including the distinctive weld marks, making each section individual and every radiator unique.

MODEL	HEIGHT (mm)	WIDTH (mm)	DEPTH (mm)	NO. OF SECTIONS	ELECTRIC ELEMENT WATTAGE	WHITE 9016 (ex VAT)	ANTHRACITE TEXTURE 7016 (ex VAT)	BARE METAL (ex VAT)	COLOUR / FINISHES (ex VAT)	WEIGHT (kgs)
MODUS HORIZONTAL ELECTRIC - 2 COLUMN										
MODUS-E 2.600/13	600	692	62	13	600	£503	£604	£654	£654	21
MODUS-E 2.600/17	600	876	62	17	900	£630	£756	£821	£821	27
MODUS-E 2.600/21	600	1060	62	21	1200	£760	£912	£987	£987	34
MODUS HORIZONTAL ELECTRIC - 3 COLUMN										
MODUS-E 3.600/13	600	692	100	13	900	£533	£640	£691	£691	30
MODUS-E 3.600/17	600	876	100	17	1200	£674	£808	£874	£874	39
MODUS-E 3.600/21	600	1060	100	21	1500	£816	£979	£1,062	£1,062	49
MODUS HORIZONTAL ELECTRIC - 4 COLUMN										
MODUS-E 4.600/13	600	692	136	13	1200	£576	£691	£747	£747	42
MODUS-E 4.600/17	600	876	136	17	1500	£739	£924	£959	£959	55
MODUS-E 4.600/21	600	1060	136	21	2000	£901	£1,082	£1,172	£1,172	67



Controller included

All prices in **White** next working day

H+H element (IPX4) finish options: white, chrome, matt black & anthracite

When ordering colour / finishes product please state which element finish you require

Available Finishes



WHITE 9016
Lead Time: Next working day



ANTHRACITE TEXTURE 7016
Lead Time: Next working day



BARE METAL LACQUER
Lead Time: Next working day



RAL COLOURS/FINISHES (Details page 59)
Lead Time: 7-10 working days



MODUS-E 4.600/17 (ANTHRACITE TEXTURE 7016)



MODUS-E 3.600/17 (WHITE 9016)



SUPLA



H+H Element Functions

- Wi-Fi compatible
- Can be controlled through your smart phone or handheld device
- Multiple radiators can be programmed through the Supla app
- Can be programmed daily and weekly
- Works with controller
- Control of water or ambient temperature
- LED display
- Turbo boost function (easy drying, heating)
- Energy saving
- Compliant with Lot 20
- IPX4 rated
- Installation required



MILD STEEL



ALL STOCKED ITEMS
NEXT WORKING DAY



5 YEAR GUARANTEE
(2 YEARS ON ELEMENT)



OPTIONS ELECTRIC

FOR MORE INFORMATION
including fitting instructions, visit
our website or scan the QR code



OSSET ELECTRIC



TECHNICAL INFORMATION

Wall to front face = 120mm

MODEL	HEIGHT (mm)	WIDTH (mm)	DEPTH (mm)	NO. OF SECTIONS	ELECTRIC ELEMENT WATTAGE	WHITE 9016 (ex VAT)	ANTHRACITE TEXTURE 7016 (ex VAT)	WEIGHT (kgs)
OSSET ELECTRIC								
OSSET-E 581/5	581	490	95	5	600	£416	£500	10
OSSET-E 581/7	581	650	95	7	900	£470	£564	13
OSSET-E 581/10	581	890	95	10	1200	£550	£660	17
OSSET-E 581/12	581	1050	95	12	1200	£602	£723	21
OSSET-E 581/14	581	1210	95	14	1500	£656	£788	26



Controller included

All prices in **White** next working day

H+H element (IPX4) finish options: white, chrome, matt black & anthracite

Available Finishes



WHITE 9016
Lead Time: Next working day



ANTHRACITE TEXTURE 7016
Lead Time: 7-10 working days



OSSET-E 581/12 (ANTHRACITE TEXTURE 7016)



OSSET-E 581/12 (WHITE 9016)



SUPLA



H+H Element Functions

- Wi-Fi compatible
- Can be controlled through your smart phone or handheld device
- Multiple radiators can be programmed through the Supla app
- Can be programmed daily and weekly
- Works with controller
- Control of water or ambient temperature
- LED display
- Turbo boost function (easy drying, heating)
- Energy saving
- Compliant with Lot 20
- IPX4 rated
- Installation required



METRO (STRAIGHT) 25MM TUBE

MODEL	HEIGHT (mm)	WIDTH (mm)	PIPE CENTRES (mm)	WATTS Δt 50°C	BTUs Δt 50°C	ELEMENT WATTAGE REQUIRED	WHITE 9016 (ex VAT)	CHROME (ex VAT)	COLOUR / FINISHES (ex VAT)	WEIGHT (kgs)
METRO - CENTRAL HEATING										
METRO 30/80	800	300	255	325	1109	300	£62	£87	£164	5
METRO 30/120	1200	300	255	490	1672	300	£84	£133	£186	8
METRO 40/80	800	400	355	370	1263	300	£68	£103	£170	6
METRO 40/120	1200	400	355	530	1809	300	£92	£147	£194	9
METRO 40/180	1800	400	355	840	2866	900	£129	£195	£231	13
METRO 50/80	800	500	455	420	1433	300	£79	£108	£181	7
METRO 50/100	1000	500	455	538	1836	300	-	£140	-	9
METRO 50/120	1200	500	455	600	2047	600	£100	£155	£202	11
METRO 50/150	1500	500	455	750	2559	600	£112	£191	£214	13
METRO 50/180	1800	500	455	925	3156	900	£143	£223	£245	16
METRO 60/80	800	600	555	445	1518	300	£82	£122	£184	8
METRO 60/100	1000	600	555	589	2010	600	-	£135	-	10
METRO 60/120	1200	600	555	710	2422	600	£110	£172	£212	12
METRO 60/150	1500	600	555	900	3070	600	£123	£215	£225	15
METRO 60/180	1800	600	555	1107	3777	900	£160	£251	£262	18

Chrome finish reduces output by up to 20% All prices in **White** next working day

ORION (CURVED) 25MM TUBE

MODEL	HEIGHT (mm)	WIDTH (mm)	PIPE CENTRES (mm)	WATTS Δt 50°C	BTUs Δt 50°C	ELEMENT WATTAGE REQUIRED	WHITE 9016 (ex VAT)	CHROME (ex VAT)	COLOUR / FINISHES (ex VAT)	WEIGHT (kgs)
ORION - CENTRAL HEATING										
ORION 50/80	800	500	455	420	1433	300	£76	£118	£178	7
ORION 50/100	1000	500	455	538	1836	300	-	£143	-	9
ORION 50/120	1200	500	455	600	2047	600	£102	£168	£204	11
ORION 50/150	1500	500	455	750	2559	600	£125	£204	£227	13
ORION 50/180	1800	500	455	925	3156	900	£148	£233	£250	16
ORION 60/80	800	600	555	490	1672	300	£85	£135	£187	8
ORION 60/100	1000	600	555	589	2010	600	-	£157	-	10
ORION 60/120	1200	600	555	710	2423	600	£114	£183	£216	12
ORION 60/150	1500	600	555	900	3070	600	£127	£228	£229	15
ORION 60/180	1800	600	555	1107	3777	900	£165	£266	£267	18

Chrome finish reduces output by up to 20% All prices in **White** next working day

MODEL	ELECTRIC AND DUAL FUEL OPTIONS (ADD COST TO PRICE OF TOWEL RAIL)	CP (ex VAT)
DF-E	Dual fuel supplied with Essential Element & T-Piece	£68
DF-T	Dual fuel supplied with Thermostatic Element & T-Piece (TEC)	£110
EO-E	Electric only towel rail, pre-filled with Essential Element	£120
EO-T	Electric only towel rail, pre-filled with Thermostatic Element (TEC)	£198

Available Finishes



WHITE 9016
Lead Time: Next working day



CHROME
Lead Time: Next working day



RAL COLOURS/FINISHES (Details page 59)
Lead Time: 7-10 working days



MILD STEEL



ALL STOCKED ITEMS
NEXT WORKING DAY



5 YEAR
GUARANTEE



OPTIONS CENTRAL HEATING/
ELECTRIC/DUAL FUEL

METRO 50/120 (CHROME)



TECHNICAL INFORMATION

Wall to front face = **87-97mm**
Wall to pipe centres = **78-88mm**
Standard connections **1/2"**




FOR MORE INFORMATION



* See pages 54-58 for Accessories

ORION 50/120 (WHITE 9016)



TECHNICAL INFORMATION

Wall to front face = **90-100mm**
Wall to pipe centres = **67-77mm**
Standard connections **1/2"**




FOR MORE INFORMATION



* See pages 54-58 for Accessories

RYKER 50/80 (CHROME)

TECHNICAL INFORMATION
 Wall to front face = **104-115mm**
 Wall to pipe centres = **65-76mm**
 Standard connections **1/2"**
 The Ryker can be mounted right or left handed.




FOR MORE INFORMATION



STALIA 50/120 (BLACK MATT 9005)

TECHNICAL INFORMATION
 Wall to front face = **79-89mm**
 Wall to pipe centres = **60-70mm**
 Standard connections **1/2"**



FOR MORE INFORMATION



RYKER

MODEL	HEIGHT (mm)	WIDTH (mm)	PIPE CENTRES (mm)	WATTS Δt 50°C	BTUs Δt 50°C	WHITE 9016 (ex VAT)	ANTHRACITE TEXTURE 7016 (ex VAT)	CHROME (ex VAT)	COLOUR / FINISHES (ex VAT)	WEIGHT (kgs)
RYKER - CENTRAL HEATING										
RYKER 50/80	824	500	80	421	1436	£203	£203	£255	£296	10
RYKER 50/120	1126	500	80	560	1910	£249	£249	£315	£342	14

Chrome finish reduces output by up to 20% All prices in **White** next working day

Available Finishes



WHITE 9016
Lead Time: Next working day



ANTHRACITE TEXTURE 7016
Lead Time: Next working day



CHROME
Lead Time: Next working day



RAL COLOURS/FINISHES (Details page 59)
Lead Time: 7-10 working days

-  **MILD STEEL**
-  **ALL STOCKED ITEMS**
NEXT WORKING DAY
- 5 YEAR** GUARANTEE
-  **OPTIONS**
CENTRAL HEATING

STALIA — NEW FINISH

MODEL	HEIGHT (mm)	WIDTH (mm)	PIPE CENTRES (mm)	WATTS Δt 50°C	BTUs Δt 50°C	ELEMENT WATTAGE REQUIRED	WHITE 9016 (ex VAT)	ANTHRACITE TEXTURE 7016 (ex VAT)	BLACK MATT 9005 (ex VAT)	COLOUR / FINISHES (ex VAT)	WEIGHT (kgs)
STALIA - CENTRAL HEATING											
STALIA 50/80	800	500	465	285	973	300	£130	£130	£130	£226	6
STALIA 50/120	1200	500	465	428	1461	300	£173	£173	£173	£270	9
STALIA 50/160	1600	500	465	570	1947	600	£226	£226	£226	£323	12

All prices in **White** next working day

MODEL	ELECTRIC AND DUAL FUEL OPTIONS (ADD COST TO PRICE OF TOWEL RAIL)	CP (ex VAT)
DF-E	Dual fuel supplied with Essential Element & T-Piece	£68
DF-T	Dual fuel supplied with Thermostatic Element & T-Piece (TEC)	£110
EO-E	Electric only towel rail, pre-filled with Essential Element	£120
EO-T	Electric only towel rail, pre-filled with Thermostatic Element (TEC)	£198

Available Finishes



WHITE 9016
Lead Time: Next working day



ANTHRACITE TEXTURE 7016
Lead Time: Next working day



BLACK MATT 9005
Lead Time: Next working day




RAL COLOURS/FINISHES (Details page 59)
Lead Time: 7-10 working days


-  **MILD STEEL**
-  **ALL STOCKED ITEMS**
NEXT WORKING DAY
- 5 YEAR** GUARANTEE
-  **OPTIONS**
CENTRAL HEATING/
ELECTRIC/DUAL FUEL

ALTONA 50/120 (CHROME)

TECHNICAL INFORMATION
 Wall to front face = 90-100mm
 Wall to pipe centres = 50-60mm
 Standard connections 1/2"



* See pages 54-58 for Accessories



FOR MORE INFORMATION



COVE TR50/120 (WHITE 9016)

TECHNICAL INFORMATION
 Wall to front face = 90-95mm
 Wall to pipe centres = 50-55mm
 Standard connections 1/2"



* See pages 54-58 for Accessories



FOR MORE INFORMATION



ALTONA

MODEL	HEIGHT (mm)	WIDTH (mm)	PIPE CENTRES (mm)	WATTS Δt 50°C	BTUs Δt 50°C	ELEMENT WATTAGE REQUIRED	WHITE 9016 (ex VAT)	CHROME (ex VAT)	COLOUR / FINISHES (ex VAT)	WEIGHT (kgs)
ALTONA - CENTRAL HEATING										
ALTONA 50/80	800	500	455	371	1264	300	£126	£189	£228	7
ALTONA 50/120	1200	500	455	566	1930	600	£167	£250	£270	10
ALTONA 50/160	1600	500	455	836	2580	600	£216	£326	£319	13
ALTONA 60/80	800	600	555	420	1432	300	£137	£204	£238	8
ALTONA 60/120	1200	600	555	631	2151	600	£180	£277	£282	12
ALTONA 60/160	1600	600	555	916	3123	900	£239	£362	£341	15

Chrome finish reduces output by up to 20% All prices in **White** next working day

MODEL	ELECTRIC AND DUAL FUEL OPTIONS (ADD COST TO PRICE OF TOWEL RAIL)	CP (ex VAT)
DF-E	Dual fuel supplied with Essential Element & T-Piece	£68
DF-T	Dual fuel supplied with Thermostatic Element & T-Piece (TEC)	£110
EO-E	Electric only towel rail, pre-filled with Essential Element	£120
EO-T	Electric only towel rail, pre-filled with Thermostatic Element (TEC)	£198

Available Finishes



WHITE 9016
 Lead Time: Next working day



CHROME
 Lead Time: Next working day



RAL COLOURS/FINISHES (Details page 59)
 Lead Time: 7-10 working days



MILD STEEL



ALL STOCKED ITEMS
 NEXT WORKING DAY



5 YEAR
 GUARANTEE



OPTIONS CENTRAL HEATING/
 ELECTRIC/DUAL FUEL

COVE TR

MODEL	HEIGHT (mm)	WIDTH (mm)	PIPE CENTRES (mm)	WATTS Δt 50°C	BTUs Δt 50°C	ELEMENT WATTAGE REQUIRED	WHITE 9016 (ex VAT)	ANTHRACITE TEXTURE 7016 (ex VAT)	COLOUR / FINISHES (ex VAT)	WEIGHT (kgs)
COVE TR - CENTRAL HEATING										
COVE TR50/80	826	500	450	410	1399	600	£159	£159	£257	10
COVE TR50/120	1120	500	450	550	1877	900	£195	£195	£292	13
COVE TR50/150	1535	500	450	700	2388	900	£268	£268	£365	16

All prices in **White** next working day

MODEL	ELECTRIC AND DUAL FUEL OPTIONS (ADD COST TO PRICE OF TOWEL RAIL)	CP (ex VAT)
DF-E	Dual fuel supplied with Essential Element & T-Piece	£68
DF-T	Dual fuel supplied with Thermostatic Element & T-Piece (TEC)	£110
EO-E	Electric only towel rail, pre-filled with Essential Element	£120
EO-T	Electric only towel rail, pre-filled with Thermostatic Element (TEC)	£198

Available Finishes



WHITE 9016
 Lead Time: Next working day



ANTHRACITE TEXTURE 7016
 Lead Time: Next working day



RAL COLOURS/FINISHES (Details page 59)
 Lead Time: 7-10 working days



MILD STEEL



ALL STOCKED ITEMS
 NEXT WORKING DAY



5 YEAR
 GUARANTEE



OPTIONS CENTRAL HEATING/
 ELECTRIC/DUAL FUEL


ESSLR 50/120 (STONE TEXTURE)

TECHNICAL INFORMATION

Wall to front face = 85-100mm
 Wall to pipe centres = 70-85mm
 Standard connections 1/2"



* See pages 54-58 for Accessories




FOR MORE INFORMATION



KYLO 50/120 (BRUSHED BRASS)

TECHNICAL INFORMATION

Wall to front face = 82mm
 Wall to pipe centres = 65mm
 Standard connections 1/2"



* See pages 54-58 for Accessories



FOR MORE INFORMATION



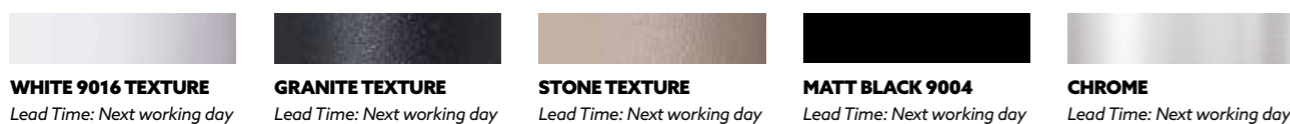
ESSENTIAL (22MM TUBE) — **NEW**

MODEL	HEIGHT (mm)	WIDTH (mm)	PIPE CENTRES (mm)	WATTS Δt 50°C	BTUs Δt 50°C	ELEMENT WATTAGE REQUIRED	WHITE 9016 TEXTURE / GRANITE TEXTURE / STONE TEXTURE (ex VAT)	MATT BLACK 9004 (ex VAT)	CHROME (ex VAT)	WEIGHT (kgs)
ESSENTIAL - CENTRAL HEATING										
ESSLR 50/60	600	500	455	305	1040	300	£71	£71	£76	4
ESSLR 50/80	800	500	455	364	1242	300	£76	£76	£90	6
ESSLR 50/120	1200	500	455	545	1858	600	£94	£94	£109	8
ESSLR 50/160	1600	500	455	725	2474	600	£120	£120	£134	10

Chrome finish reduces output by up to 20% All prices in **White** next working day

MODEL	ELECTRIC AND DUAL FUEL OPTIONS (ADD COST TO PRICE OF TOWEL RAIL)	CP (ex VAT)
DF-E	Dual fuel supplied with Essential Element & T-Piece	£68
DF-T	Dual fuel supplied with Thermostatic Element & T-Piece (TEC)	£110
EO-E	Electric only towel rail, pre-filled with Essential Element	£120
EO-T	Electric only towel rail, pre-filled with Thermostatic Element (TEC)	£198

Available Finishes



- MILD STEEL
- ALL STOCKED ITEMS NEXT WORKING DAY
- 5 YEAR GUARANTEE
- OPTIONS CENTRAL HEATING/ELECTRIC/DUAL FUEL

KYLO — **NEW**

MODEL	HEIGHT (mm)	WIDTH (mm)	PIPE CENTRES (mm)	WATTS Δt 50°C	BTUs Δt 50°C	ELEMENT WATTAGE REQUIRED	BRUSHED BRASS (ex VAT)	BRUSHED NICKEL (ex VAT)	WEIGHT (kgs)
KYLO - CENTRAL HEATING									
KYLO 50/80	800	500	450	225	768	300	£268	£268	5
KYLO 50/120	1200	500	450	337	1150	600	£360	£360	7
KYLO 50/160	1600	500	450	449	1532	600	£460	£460	10

All prices in **White** next working day

MODEL	ELECTRIC AND DUAL FUEL OPTIONS (ADD COST TO PRICE OF TOWEL RAIL)	CP (ex VAT)
DF-E	Dual fuel supplied with Essential Element & T-Piece	£68
DF-T	Dual fuel supplied with Thermostatic Element & T-Piece (TEC)	£110
EO-E	Electric only towel rail, pre-filled with Essential Element	£120
EO-T	Electric only towel rail, pre-filled with Thermostatic Element (TEC)	£198

Available Finishes



- MILD STEEL
- ALL STOCKED ITEMS NEXT WORKING DAY
- 5 YEAR GUARANTEE
- OPTIONS CENTRAL HEATING/ELECTRIC/DUAL FUEL

SIENA (STRAIGHT)

MODEL	HEIGHT (mm)	WIDTH (mm)	PIPE CENTRES (mm)	WATTS Δt 50°C	BTUs Δt 50°C	ELEMENT WATTAGE REQUIRED	POLISHED STAINLESS (ex VAT)	WEIGHT (kgs)
SIENA - CENTRAL HEATING								
SIENA 40/49	490	400	368	196	667	150	£155	6
SIENA 75/49	490	750	718	389	1328	300	£202	7
SIENA 100/49	490	1000	968	446	1523	300	£236	10
SIENA 35/70	700	350	318	270	922	300	£193	6
SIENA 35/120	1190	350	318	479	1636	300	£286	9
SIENA 35/160	1540	350	318	563	1920	600	£354	12
SIENA 50/70	700	500	468	389	1328	300	£223	7
SIENA 50/120	1190	500	468	536	1827	600	£332	10
SIENA 50/160	1540	500	468	713	2433	600	£413	13
SIENA 60/70	700	600	568	420	1433	300	£243	8
SIENA 60/120	1190	600	568	641	2187	600	£367	11
SIENA 60/160	1540	600	568	754	2572	600	£451	14

All prices in **White** next working day

ZANTE (CURVED)

MODEL	HEIGHT (mm)	WIDTH (mm)	PIPE CENTRES (mm)	WATTS Δt 50°C	BTUs Δt 50°C	ELEMENT WATTAGE REQUIRED	POLISHED STAINLESS (ex VAT)	WEIGHT (kgs)
ZANTE - CENTRAL HEATING								
ZANTE 50/70	700	500	468	389	1328	300	£223	7
ZANTE 50/120	1190	500	468	536	1827	600	£332	10
ZANTE 50/160	1540	500	468	713	2433	600	£409	13
ZANTE 60/70	700	600	568	420	1433	300	£239	8
ZANTE 60/120	1190	600	568	641	2187	600	£363	11
ZANTE 60/160	1540	600	568	754	2572	600	£448	14

All prices in **White** next working day

MODEL	ELECTRIC AND DUAL FUEL OPTIONS (ADD COST TO PRICE OF TOWEL RAIL)	CP (ex VAT)
DF-E	Dual fuel supplied with Essential Element & T-Piece	£68
DF-T	Dual fuel supplied with Thermostatic Element & T-Piece (TEC)	£110
EO-E	Electric only towel rail, pre-filled with Essential Element	£120
EO-T	Electric only towel rail, pre-filled with Thermostatic Element (TEC)	£198

Available Finishes



POLISHED STAINLESS

Lead Time: Next working day



SIENA 50/120 (POLISHED)

TECHNICAL INFO

Wall to front face = **88-100mm**
 Wall to pipe centres = **72-94mm**
 Standard connections **1/2"**
 The brackets are designed to be installed using the smallest measurement - however, the adjustment is available, where required, for fitting purposes.



FOR MORE INFORMATION




* See pages 54-58 for Accessories



ZANTE 50/160 (POLISHED)

TECHNICAL INFO

Wall to front face = **88-100mm**
 Wall to pipe centres = **72-94mm**
 Standard connections **1/2"**
 The brackets are designed to be installed using the smallest measurement - however, the adjustment is available, where required, for fitting purposes.



FOR MORE INFORMATION




* See pages 54-58 for Accessories


COVE STR50/150 (POLISHED)

TECHNICAL INFORMATION

Wall to front face = **90-95mm**
 Wall to pipe centres = **50-55mm**
 Standard connections **1/2"**



* See pages 54-58 for Accessories



FOR MORE INFORMATION




LAMBOURNE (BRUSHED BRASS)

TECHNICAL INFORMATION

Wall to front face = **250mm**
 Wall to pipe centres = **100mm**
 Distance between
 tappings = **345mm**
 Standard connections **1/2"**
 Tube diameter = **31.8mm**



* See pages 54-58 for Accessories



FOR MORE INFORMATION



COVE STR

MODEL	HEIGHT (mm)	WIDTH (mm)	PIPE CENTRES (mm)	WATTS Δt 50°C	BTUs Δt 50°C	ELEMENT WATTAGE REQUIRED	POLISHED STAINLESS (ex VAT)	WEIGHT (kgs)
COVE STR - CENTRAL HEATING								
COVE STR50/80	826	500	450	410	1399	600	£402	10
COVE STR50/120	1120	500	450	550	1877	900	£498	13
COVE STR50/150	1535	500	450	700	2388	900	£689	16

All prices in **White** next working day

MODEL	ELECTRIC AND DUAL FUEL OPTIONS (ADD COST TO PRICE OF TOWEL RAIL)	CP (ex VAT)
DF-E	Dual fuel supplied with Essential Element & T-Piece	£68
DF-T	Dual fuel supplied with Thermostatic Element & T-Piece (TEC)	£110
EO-E	Electric only towel rail, pre-filled with Essential Element	£120
EO-T	Electric only towel rail, pre-filled with Thermostatic Element (TEC)	£198

Available Finishes



POLISHED STAINLESS

Lead Time: Next working day



LAMBOURNE NEW

MODEL	HEIGHT (mm)	WIDTH (mm)	WATTS Δt 50°C	BTUs Δt 50°C	ELEMENT WATTAGE REQUIRED	CHROME (ex VAT)	BRUSHED BRASS (ex VAT)	WEIGHT (kgs)	COLUMN INSERT (Number of Sections)
LAMBOURNE - CENTRAL HEATING									
LAMBOURNE	1500	500	896	3057	300	£620	£828	25	5

All prices in **White** next working day

MODEL	ELECTRIC AND DUAL FUEL OPTIONS (ADD COST TO PRICE OF TOWEL RAIL)	CP (ex VAT)
DF-E	Dual fuel supplied with Essential Element & T-Piece	£68
DF-T	Dual fuel supplied with Thermostatic Element & T-Piece (TEC)	£110
EO-E	Electric only towel rail, pre-filled with Essential Element	£120
EO-T	Electric only towel rail, pre-filled with Thermostatic Element (TEC)	£198

Available Finishes



CHROME

Lead Time: Next working day



BRUSHED BRASS


Lead Time: Next working day



FOR MORE INFORMATION
including fitting instructions, visit
our website or scan the QR code



HUNGERFORD



NEWBURY

HUNGERFORD

NEW FINISH



* See pages 54-58
for Accessories

TECHNICAL INFORMATION

Wall to front face = **135mm**
Wall to pipe centres = **50mm**
Standard connections **1/2"**
Tube diameter = **31.8mm**

MODEL	HEIGHT (mm)	WIDTH (mm)	WATTS Δt 50°C	BTUs Δt 50°C	ELEMENT WATTAGE REQUIRED	CHROME (ex VAT)	BRUSHED BRASS (ex VAT)	WEIGHT (kgs)	COLUMN INSERT (Number of Sections)
HUNGERFORD - CENTRAL HEATING									
HUNGERFORD	685	685	137	467	150	£272	£364	15	-

All prices in **White** next working day




HUNGERFORD (CHROME)



HUNGERFORD (BRUSHED BRASS)

NEWBURY

NEW FINISH



* See pages 54-58
for Accessories

TECHNICAL INFO

Wall to front face = **230mm**
Wall to pipe centres = **90mm**
Distance between
tappings = **width - 145mm**
Standard connections **1/2"**
Tube diameter = **31.8mm**

MODEL	HEIGHT (mm)	WIDTH (mm)	WATTS Δt 50°C	BTUs Δt 50°C	ELEMENT WATTAGE REQUIRED	CHROME (ex VAT)	BRUSHED BRASS (ex VAT)	WEIGHT (kgs)	COLUMN INSERT (Number of Sections)
NEWBURY - CENTRAL HEATING									
NEWBURY-1	965	540	431	1471	300	£388	£536	15	5
NEWBURY-2	965	673	610	2081	600	£432	£576	20	8
NEWBURY-3	965	765	718	2450	600	£528	£704	25	10

Column radiator inserts are White 9016 All prices in **White** next working day



NEWBURY-2 (CHROME/WHITE)



NEWBURY-2 (BRUSHED BRASS/WHITE)

Available Finishes



CHROME
Lead Time: Next working day



BRUSHED BRASS
Lead Time: Next working day

MODEL	ELECTRIC AND DUAL FUEL OPTIONS (ADD COST TO PRICE OF TOWEL RAIL)	CP (ex VAT)
DF-E	Dual fuel supplied with Essential Element & T-Piece	£68
DF-T	Dual fuel supplied with Thermostatic Element & T-Piece (TEC)	£110
EO-E	Electric only towel rail, pre-filled with Essential Element	£120
EO-T	Electric only towel rail, pre-filled with Thermostatic Element (TEC)	£198



MILD STEEL



ALL STOCKED ITEMS
NEXT WORKING DAY




5 YEAR
GUARANTEE



OPTIONS CENTRAL HEATING/
ELECTRIC/DUAL FUEL

FOR MORE INFORMATION
including fitting instructions, visit
our website or scan the QR code




EASTBURY



TWYFORD

EASTBURY NEW



* See pages 54-58
for Accessories


TECHNICAL INFO

Wall to front face = **123mm**
Wall to pipe centres = **100mm**
Distance between
tappings = **525mm**
Standard connections **1/2"**
Tube diameter = **31.8mm**

MODEL	HEIGHT (mm)	WIDTH (mm)	WATTS Δt 50°C	BTUs Δt 50°C	ELEMENT WATTAGE REQUIRED	CHROME (ex VAT)	BRUSHED BRASS (ex VAT)	WEIGHT (kgs)	COLUMN INSERT (Number of Sections)
EASTBURY - CENTRAL HEATING									
EASTBURY	952	680	145	494	150	£288	£384	16	-

All prices in **White** next working day

TWYFORD NEW



* See pages 54-58
for Accessories

TECHNICAL INFO

Wall to front face = **142mm**
Wall to pipe centres = **100mm**
Distance between
tappings = **345mm**
Standard connections **1/2"**
Tube diameter = **31.8mm**

MODEL	HEIGHT (mm)	WIDTH (mm)	WATTS Δt 50°C	BTUs Δt 50°C	ELEMENT WATTAGE REQUIRED	CHROME (ex VAT)	BRUSHED BRASS (ex VAT)	WEIGHT (kgs)	COLUMN INSERT (Number of Sections)
TWYFORD - CENTRAL HEATING									
TWYFORD	952	500	425	1450	300	£388	£536	15	5

Column radiator inserts are White 9016 All prices in **White** next working day

Available Finishes



CHROME
Lead Time: Next working day



BRUSHED BRASS
Lead Time: Next working day

MODEL	ELECTRIC AND DUAL FUEL OPTIONS (ADD COST TO PRICE OF TOWEL RAIL)	CP (ex VAT)
DF-E	Dual fuel supplied with Essential Element & T-Piece	£68
DF-T	Dual fuel supplied with Thermostatic Element & T-Piece (TEC)	£110
EO-E	Electric only towel rail, pre-filled with Essential Element	£120
EO-T	Electric only towel rail, pre-filled with Thermostatic Element (TEC)	£198



EASTBURY (CHROME)



EASTBURY (BRUSHED BRASS)



TWYFORD (CHROME/WHITE)



TWYFORD (BRUSHED BRASS/WHITE)



MILD STEEL



ALL STOCKED ITEMS
NEXT WORKING DAY



5 YEAR
GUARANTEE



OPTIONS CENTRAL HEATING/
ELECTRIC/DUAL FUEL

ACCESSORIES


THERMOSTATIC RADIATOR VALVES

Please note: Our thermostatic Essential ranges are bi-directional

ESSENTIAL TRV - STRAIGHT



CHROME £40



BRUSHED NICKEL £45



WHITE £45



ANTHRACITE TEXTURE £45



BLACK £45



BRUSHED BRASS £45

ESSENTIAL TRV - ANGLED



CHROME £40



BRUSHED NICKEL £45



WHITE £45



ANTHRACITE TEXTURE £45



BLACK £45



BRUSHED BRASS £45

ESSENTIAL TRV - CORNER



CHROME £47



BRUSHED NICKEL £50



WHITE £50



ANTHRACITE TEXTURE £50



BLACK £50



BRUSHED BRASS £50

ESSENTIAL TRV - CORNER DUAL FUEL

(Please note: these valves fit the Essential element only)



CHROME £67



WHITE £80



ANTHRACITE TEXTURE £80



BLACK £80

TOTE TRV - ANGLED



CHROME £80



BRUSHED NICKEL £90




BLACK NICKEL £90



VINTAGE BRASS £90

Please note: minimum order value for accessories is £220. A carriage charge will apply for any orders under this amount.

TOTE TRV - CORNER



CHROME £85



BRUSHED NICKEL £95



VINTAGE BRASS £95

MANUAL RADIATOR VALVES

ESSENTIAL MANUAL - STRAIGHT



CHROME £28



BRUSHED NICKEL £32



WHITE £32



ANTHRACITE TEXTURE £32



BLACK £32



BRUSHED BRASS £32

ESSENTIAL MANUAL - ANGLED



CHROME £28



BRUSHED NICKEL £32



WHITE £32



ANTHRACITE TEXTURE £32



BLACK £32




BRUSHED BRASS £32

ESSENTIAL MANUAL - CORNER



CHROME £36



BRUSHED NICKEL £41



WHITE £41



ANTHRACITE TEXTURE £41



BLACK £41



BRUSHED BRASS £41

ESSENTIAL MANUAL SQUARE - STRAIGHT



CHROME £43



ANTHRACITE TEXTURE £46



BLACK £46

Please note: minimum order value for accessories is £220.
A carriage charge will apply for any orders under this amount.

MANUAL RADIATOR VALVES

ESSENTIAL MANUAL SQUARE - ANGLED



CHROME £37




ANTHRACITE TEXTURE
£41



BLACK £41

ESSENTIAL MANUAL SQUARE - CORNER



CHROME £47



ANTHRACITE TEXTURE
£53



BLACK £53

ESSENTIAL MANUAL DUAL FUEL

PLEASE NOTE:
THESE VALVES
FIT THE ESSENTIAL
ELEMENT ONLY



CHROME £40

ESSENTIAL MANUAL CROSSHEAD



ANGLED
CHROME £47



ANGLED
NEW
BRUSHED BRASS £47



STRAIGHT
CHROME £47

HEATING ELEMENTS DUAL FUEL (IPX4 RATED)

All elements come with a 2 year guarantee

ESSENTIAL HEATING ELEMENTS (CHROME T-PIECE INCLUDED)

150W / 300W / 600W / 900W



CHROME £68



CHROME
£110



WHITE
£110



ANTHRACITE
£110



MATT BLACK
£110



BRUSHED BRASS
£110

NEW TEC THERMOSTATIC ELEMENTS

300W / 600W / 1000W

SLEEVING KITS

130MM SLEEVING KITS



WHITE £30



CHROME £30



BRUSHED NICKEL £35



BLACK NICKEL £35



NEW
BRUSHED BRASS £35



NEW
MATT BLACK £30



ANTHRACITE TEXTURE
£30

300MM SLEEVING KITS



WHITE £41



CHROME £41



BRUSHED NICKEL £49



BLACK NICKEL £49

TOWEL HANGING OPTIONS

CASSIUS TB

200MM / 340MM / 480MM



WHITE/CHROME/RAL/
ANTHRACITE £63

COVE TB

295MM / 413MM



WHITE/
CHROME £66

METRO/ORION TB

400MM / 500MM / 600MM



WHITE/
CHROME £66

ARDENT TB

9 SECTIONS AND ABOVE



WHITE/
CHROME £137

GRIP PEG



AVAILABLE FOR:
ALL COVE MODELS /
ORION / METRO
WHITE/CHROME £28

VIP HOOK



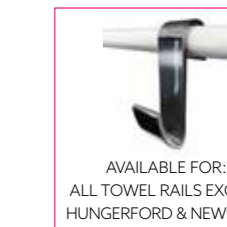
AVAILABLE FOR:
ALL COVE MODELS /
ORION / METRO
WHITE/CHROME £37

MAGNETIC PEG



AVAILABLE FOR:
ALL STRATA &
RYKER MODELS
WHITE/CHROME £30

VERSO HOOK



AVAILABLE FOR:
ALL TOWEL RAILS EXCEPT
HUNGERFORD & NEWBURY
WHITE/CHROME £21

Please note: minimum order value for accessories is £220.
A carriage charge will apply for any orders under this amount.

WALL STAYS

STANDARD WALL STAY

Length 250mm



CHROME £16

LUXURY WALL STAY

Length 265mm



CHROME £41



BRUSHED NICKEL £41



BLACK NICKEL £41

FEET OPTIONS

ARDENT / MODUS

SLIP-ON FEET



ANY COLOUR / 2, 3 OR 4 COLUMN
6-20 SECTIONS (2 FEET) £70
21-40 SECTIONS (3 FEET) £105

ARDENT / MODUS

CAST FEET



ANY COLOUR
6-20 SECTIONS (2 FEET) £70
21-40 SECTIONS (3 FEET) £105
(NOT AVAILABLE IN BARE METAL LACQUER)

CASSIUS

FEET



ANY COLOUR
(PAIR) £40

ADDITIONAL EXTRAS

TEE PIECE



CHROME
£10



BRUSHED NICKEL
£10



WHITE
£10



**ANTHRACITE
TEXTURE** £10



BLACK
£10



BRUSHED BRASS
£10

RADIATOR VALVE EXTENSION

RIGID - 15MM / 20MM / 30MM / 40MM / 50MM



CHROME £14


RADIATOR VALVE EXTENSION

TELESCOPIC - 20-50MM & 20-70MM



CHROME £21

RAL COLOURS



To view our collection of RAL colours please scan QR code.



We have over 300 colours to choose from. All our RAL colours come in a gloss finish as standard, but if you require a matt finish please contact our sales team for availability.

FINISHES NEW

SPECIAL FINISHING



F06 METAL ROUGH BLACK



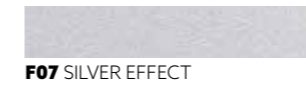
F15 METAL SPARKLING BLACK




F04 DARK GREY TEXTURE



F03 METAL ANTHRACITE



F07 SILVER EFFECT



F20 MILKY




F14 OLD BRONZE EFFECT



F26 ROSE GOLD



F27 BRONZE



F28 COPPER



F29 BLACK SPARKLE



F30 MATT BLACK



F31 GUN METAL



F32 SABLE



F33 PLATINUM 7048



F34 WHITE FROST

PASTEL



P01 BLUSH PINK



P02 TUSCANY YELLOW



P03 FOXGLOVE MAUVE



P04 SALT WATER GREEN



P05 MISTY BLUE

MELANGE



M01 HISTORIC GOLD



M02 HISTORIC COPPER



M04 HISTORIC SILVER

WAVY



W01 NIGHT



W02 CARBON



W03 SMOKE



W04 SNOWFLAKE

FINE TEXTURE



FT 1013 BEIGE




FT 9016 WHITE



FT 7016 ANTHRACITE

Please note: for technical reasons paint colours may not match exactly to the samples above and should be used for illustrative purposes only.



WWW.DQHEATING.COM

Double Quick (Heating) Ltd

Units 3 & 4 St Helens House, St Helens Way,
Thetford, Norfolk, IP24 1HG

T: 01842 810833

F: 01842 814751

E: sales@dqheating.com

